LANSDALE® VALVE MANUFACTURING CORP.

DUCTILE IRON FITTINGS
90 DEGREE ELBOWS
MODEL TSP-BL

Material Specifications

Dimensions
ASME B16.3

Material
ASTM A536 Grade 65-45-12

Hardness
131-222 BNH

Threads
NPT per ASME B1.20.1

Finish
Black

Maximum Working Pressure
500 PSI

NOTE: Ductile iron fittings have higher tensile strength than that of steel pipe. Therefore, over tightening can cause damage to pipe threads which may cause leakage. Ductile iron fittings should be tightened approximately three turns beyond hand tight, but no more than four turns.

Product Overview

The Lansdale Valve Model **TSP-BL** is a high-quality ductile iron threaded 90 degree elbow engineered for reliable directional changes in threaded piping systems. Designed for strength, durability, and ease of installation, this fitting is ideal for use in commercial, industrial, and fire protection applications.

Manufactured from robust ductile iron, the **TSP-BL** elbow delivers excellent mechanical strength and impact resistance, ensuring long-term performance under demanding conditions.

c UL us LISTED — UL Listed Under File No. EX28936

FM APPROVED

PROJECT INFORMATION	APPROVAL STAMP
Project:	☐ **Approved**
Address:	☐ **Approved as noted**
Contractor:	☐ **Not approved**
Engineer:	**Remarks:**
Submittal Date:	
Notes 1:	
Notes 2:	

DUCTILE IRON FITTINGS
90 DEGREE ELBOWS
MODEL TSP-BL

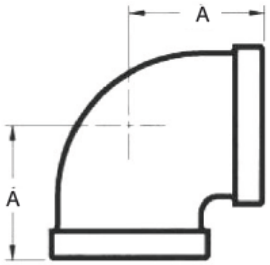

DUCTILE IRON FITTINGS, 90 DEGREE ELBOWS - MODEL TSP-BL								
Part Number	Nominal Size (in.)	Pipe O.D. (in.)	Max Working Pressure	Dimensions (in.)	Weight (lbs.)	Inner Qty.	Master Qty.	Pallet Qty.
400-150-01230	1/2	0.840	500 psi	1.12	0.24	50	200	9600
400-150-01250	3/4	1.050	500 psi	1.31	0.35	60	120	4320
400-150-00010	1	1.315	500 psi	1.50	0.57	20	60	2880
400-150-00020	1-1/4	1.660	500 psi	1.75	0.97	20	40	1920
400-150-00030	1-1/2	1.900	500 psi	1.94	1.17	15	30	1440
400-150-00040	2	2.375	500 psi	2.25	1.83	8	16	768
400-150-01240	2-1/2	2.875	500 psi	2.70	3.28	1	12	576

General Notes:

· Listed and or Approved Pressures are pressure ratings for fire protection systems, tested and approved by various approval bodies. Please always refer to the latest approval data posted on the Lansdale website.

· Field Joint Test: For one time only the system may be tested hydrostatically at 1½ times the maximum working pressure listed.

· Warning: Piping systems must always be depressurized and drained before attempting disassembly and or removal of any components.

· Lansdale reserves the right to change specifications, designs and or standard without notice and without incurring any obligations. Lansdale product specifications in U.S. customary units and metric are approximate and are provided for reference only. For precise measurements, please contact Lansdale Technical Service. Lansdale reserves the right to change or modify product design, construction, specifications, or materials without prior notice and without incurring any obligations to make such changes and modifications on Lansdale products previously subsequently sold.

For more information
Learn more about Lansdale Valve's TSP-BL and other products available by visiting www.lansdalevalve.com

Lansdale Valve & Manufacturing
1040 Broadway
Westville, New Jersey 08093

LANSDALE® VALVE MANUFACTURING CORP.

LANSDALE® VALVE MANUFACTURING CORP.

DUCTILE IRON FITTINGS
90 DEGREE ELBOWS - REDUCING
MODEL TSP-RBL

Material Specifications

Dimensions
ASME B16.3

Material
ASTM A536 Grade 65-45-12

Hardness
131-222 BNH

Threads
NPT per ASME B1.20.1

Finish
Black

Maximum Working Pressure
500 PSI

NOTE: Ductile iron fittings have higher tensile strength than that of steel pipe. Therefore, over tightening can cause damage to pipe threads which may cause leakage. Ductile iron fittings should be tightened approximately three turns beyond hand tight, but no more than four turns.

Product Overview

The Lansdale Valve Model **TSP-RBL** is a high-quality ductile iron threaded 90 degree reducing elbow engineered for reliable directional and pipe-size changes in threaded piping systems. Designed for strength, durability, and ease of installation, this fitting is ideal for use in commercial, industrial, and fire protection applications.

Manufactured from robust ductile iron, the **TSP-RBL** elbow delivers excellent mechanical strength and impact resistance, ensuring long-term performance under demanding conditions.

c UL us LISTED
UL Listed
Under File No. EX28936

FM APPROVED

PROJECT INFORMATION	APPROVAL STAMP
Project:	☐ **Approved**
Address:	☐ **Approved as noted**
Contractor:	☐ **Not approved**
Engineer:	**Remarks:**
Submittal Date:	
Notes 1:	
Notes 2:	

DUCTILE IRON FITTINGS
90 DEGREE ELBOWS - REDUCING
MODEL TSP-RBL

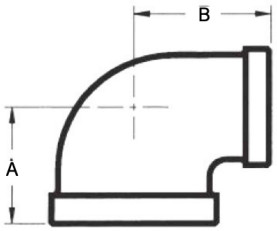

DUCTILE IRON FITTINGS, 90 DEGREE REDUCING ELBOWS - MODEL TSP-RBL									
Part Number	Nominal Size (in.)	Pipe O.D. (in.)	Max Working Pressure	Dimensions (in.)		Weight (lbs.)	Inner Qty.	Master Qty.	Pallet Qty.
				A	B				
400-150-00150	1 x 1/2	1.315 x 0.840	500 psi	-	-	-	25	100	4800
400-150-00160	1 x 3/4	1.315 x 1.050	500 psi	1.18	1.45	0.57	50	100	4800
400-150-00170	1-1/4 x 1/2	1.660 x 0.840	500 psi	1.34	1.53	0.64	20	80	3840
400-150-00180	1-1/4 x 3/4	1.660 x 1.050	500 psi	1.45	1.62	0.68	15	60	2880
400-150-00190	1-1/4 x 1	1.660 x 1.315	500 psi	1.58	1.67	0.81	10	40	1920
400-150-01110	1-1/2 x 1/2	1.900 x 0.840	500 psi	1.41	1.66	0.84	15	60	2880
400-150-01100	1-1/2 x 3/4	1.900 x 1.050	500 psi	1.52	1.75	0.90	10	40	1920
400-150-00200	1-1/2 x 1	1.900 x 1.315	500 psi	1.65	1.80	0.95	10	40	1920
400-150-00210	1-1/2 x 1-1/4	1.900 x 1.660	500 psi	1.82	1.88	1.10	15	30	1440
400-150-00220	2 x 1/2	2.375 x 0.840	500 psi	-	-	-	9	36	1728
400-150-00230	2 x 3/4	2.375 x 1.050	500 psi	1.60	1.97	1.19	9	36	1728
400-150-00240	2 x 1	2.375 x 1.315	500 psi	1.73	2.02	1.47	14	28	1344
400-150-00250	2 x 1-1/4	2.375 x 1.660	500 psi	-	-	-	10	20	960
400-150-00260	2 x 1-1/2	2.375 x 1.900	500 psi	-	-	-	10	20	960
400-150-01120	2-1/2 x 2	2.875 x 2.375	500 psi	2.39	2.60	3.01	1	15	720

General Notes:

· Listed and or Approved Pressures are pressure ratings for fire protection systems, tested and approved by various approval bodies. Please always refer to the latest approval data posted on the Lansdale website.

· Field Joint Test: For one time only the system may be tested hydrostatically at 1½ times the maximum working pressure listed.

· Warning: Piping systems must always be depressurized and drained before attempting disassembly and or removal of any components.

· Lansdale reserves the right to change specifications, designs and or standard without notice and without incurring any obligations. Lansdale product specifications in U.S. customary units and metric are approximate and are provided for reference only. For precise measurements, please contact Lansdale Technical Service. Lansdale reserves the right to change or modify product design, construction, specifications, or materials without prior notice and without incurring any obligations to make such changes and modifications on Lansdale products previously subsequently sold.

For more information
Learn more about Lansdale Valve's TSP-RBL and other products available by visiting www.lansdalevalve.com

Lansdale Valve & Manufacturing
1040 Broadway
Westville, New Jersey 08093

LANSDALE® VALVE MANUFACTURING CORP.

LANSDALE® VALVE MANUFACTURING CORP.

DUCTILE IRON FITTINGS

45 DEGREE ELBOWS

MODEL TSP-BL45

Material Specifications

Dimensions
ASME B16.3

Material
ASTM A536 Grade 65-45-12

Hardness
131-222 BNH

Threads
NPT per ASME B1.20.1

Finish
Black

Maximum Working Pressure
500 PSI

NOTE: Ductile iron fittings have higher tensile strength than that of steel pipe. Therefore, over tightening can cause damage to pipe threads which may cause leakage. Ductile iron fittings should be tightened approximately three turns beyond hand tight, but no more than four turns.

Product Overview

The Lansdale Valve Model **TSP-BL45** is a high-quality ductile iron threaded 45 degree elbow engineered for reliable directional changes in threaded piping systems. Designed for strength, durability, and ease of installation, this fitting is ideal for use in commercial, industrial, and fire protection applications.

Manufactured from robust ductile iron, the **TSP-BL45** elbow delivers excellent mechanical strength and impact resistance, ensuring long-term performance under demanding conditions.

UL Listed
Under File No. EX28936

APPROVED

PROJECT INFORMATION	APPROVAL STAMP
Project:	☐ **Approved**
Address:	☐ **Approved as noted**
Contractor:	☐ **Not approved**
Engineer:	**Remarks:**
Submittal Date:	
Notes 1:	
Notes 2:	

DUCTILE IRON FITTINGS
45 DEGREE ELBOWS
MODEL TSP-BL45

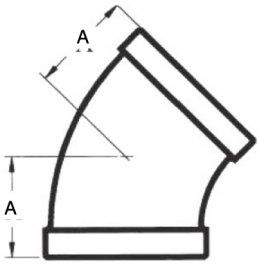

DUCTILE IRON FITTINGS, 45 DEGREE ELBOWS - MODEL TSP-BL45								
Part Number	Nominal Size (in.)	Pipe O.D. (in.)	Max Working Pressure	Dimensions (in.)	Weight (lbs.)	Inner Qty.	Master Qty.	Pallet Qty.
400-150-01270	1/2	0.840	500 psi	0.88	0.22	50	250	9000
400-150-01280	3/4	1.050	500 psi	0.98	0.33	50	150	5400
400-150-00110	1	1.315	500 psi	1.12	0.55	20	60	2880
400-150-00120	1-1/4	1.660	500 psi	1.29	0.84	20	40	1920
400-150-00130	1-1/2	1.900	500 psi	1.43	0.92	10	30	1440
400-150-00140	2	2.375	500 psi	1.68	1.63	12	24	1152
400-150-01260	2-1/2	2.875	500 psi	1.95	2.42	6	12	432

General Notes:

· Listed and or Approved Pressures are pressure ratings for fire protection systems, tested and approved by various approval bodies. Please always refer to the latest approval data posted on the Lansdale website.

· Field Joint Test: For one time only the system may be tested hydrostatically at 1½ times the maximum working pressure listed.

· Warning: Piping systems must always be depressurized and drained before attempting disassembly and or removal of any components.

· Lansdale reserves the right to change specifications, designs and or standard without notice and without incurring any obligations. Lansdale product specifications in U.S. customary units and metric are approximate and are provided for reference only. For precise measurements, please contact Lansdale Technical Service. Lansdale reserves the right to change or modify product design, construction, specifications, or materials without prior notice and without incurring any obligations to make such changes and modifications on Lansdale products previously subsequently sold.

For more information
Learn more about Lansdale Valve's TSP-BL45 and other products available by visiting www.lansdalevalve.com

Lansdale Valve & Manufacturing
1040 Broadway
Westville, New Jersey 08093

LANSDALE® VALVE MANUFACTURING CORP.

DUCTILE IRON FITTINGS

TEES

MODEL TSP-BT

Material Specifications

Dimensions
ASME B16.3

Material
ASTM A536 Grade 65-45-12

Hardness
131-222 BNH

Threads
NPT per ASME B1.20.1

Finish
Black

Maximum Working Pressure
500 PSI

NOTE: Ductile iron fittings have higher tensile strength than that of steel pipe. Therefore, over tightening can cause damage to pipe threads which may cause leakage. Ductile iron fittings should be tightened approximately three turns beyond hand tight, but no more than four turns.

Product Overview

The Lansdale Valve Model **TSP-BT** is a high-quality ductile iron threaded tee engineered for reliable flow division and branching in threaded piping systems. Designed for strength, durability, and ease of installation, this fitting is ideal for use in commercial, industrial, and fire protection applications.

Manufactured from robust ductile iron, the **TSP-BT** tee delivers excellent mechanical strength and impact resistance, ensuring long-term performance under demanding conditions.

UL Listed
Under File No. EX28936

PROJECT INFORMATION	APPROVAL STAMP
Project:	☐ **Approved**
Address:	☐ **Approved as noted**
Contractor:	☐ **Not approved**
Engineer:	**Remarks:**
Submittal Date:	
Notes 1:	
Notes 2:	

DUCTILE IRON FITTINGS
TEES
MODEL TSP-BT

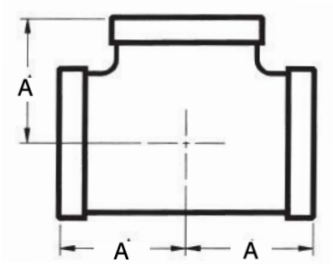

DUCTILE IRON FITTINGS, TEES - MODEL TSP-BT								
Part Number	Nominal Size (in.)	Pipe O.D. (in.)	Max Working Pressure	Dimensions (in.)	Weight (lbs.)	Inner Qty.	Master Qty.	Pallet Qty.
400-150-01010	1/2	0.840	500 psi	1.12	0.31	75	150	5400
400-150-01030	3/4	1.050	500 psi	1.31	0.48	45	90	3240
400-150-00070	1	1.315	500 psi	1.50	0.81	20	40	1920
400-150-00080	1-1/4	1.660	500 psi	1.75	1.28	14	28	1344
400-150-00090	1-1/2	1.900	500 psi	1.94	1.72	12	24	1152
400-150-00100	2	2.375	500 psi	2.25	2.57	8	16	768
400-150-01020	2-1/2	2.875	500 psi	2.70	4.51	4	8	288

General Notes:

· Listed and or Approved Pressures are pressure ratings for fire protection systems, tested and approved by various approval bodies. Please always refer to the latest approval data posted on the Lansdale website.

· Field Joint Test: For one time only the system may be tested hydrostatically at 1½ times the maximum working pressure listed.

· Warning: Piping systems must always be depressurized and drained before attempting disassembly and or removal of any components.

· Lansdale reserves the right to change specifications, designs and or standard without notice and without incurring any obligations. Lansdale product specifications in U.S. customary units and metric are approximate and are provided for reference only. For precise measurements, please contact Lansdale Technical Service. Lansdale reserves the right to change or modify product design, construction, specifications, or materials without prior notice and without incurring any obligations to make such changes and modifications on Lansdale products previously subsequently sold.

For more information
Learn more about Lansdale Valve's TSP-BT and other products available by visiting www.lansdalevalve.com

Lansdale Valve & Manufacturing
1040 Broadway
Westville, New Jersey 08093

LANSDALE® VALVE MANUFACTURING CORP.

LANSDALE® VALVE MANUFACTURING CORP.

DUCTILE IRON FITTINGS
REDUCING TEES
MODEL TSP-RBT

Product Overview

The Lansdale Valve Model **TSP-RBT** is a high-quality ductile iron threaded reducing tee engineered for flow division and branching with pipe-size transitions in threaded piping systems. Designed for strength, durability, and ease of installation, this fitting is ideal for use in commercial, industrial, and fire protection applications.

Manufactured from robust ductile iron, the **TSP-RBT** reducing tee delivers excellent mechanical strength and impact resistance, ensuring long-term performance under demanding conditions.

c UL us LISTED
UL Listed
Under File No. EX28936

FM APPROVED

Material Specifications

Dimensions
ASME B16.3

Material
ASTM A536 Grade 65-45-12

Hardness
131-222 BNH

Threads
NPT per ASME B1.20.1

Finish
Black

Maximum Working Pressure
500 PSI

NOTE: Ductile iron fittings have higher tensile strength than that of steel pipe. Therefore, over tightening can cause damage to pipe threads which may cause leakage. Ductile iron fittings should be tightened approximately three turns beyond hand tight, but no more than four turns.

PROJECT INFORMATION	APPROVAL STAMP
Project:	☐ **Approved**
Address:	☐ **Approved as noted**
Contractor:	☐ **Not approved**
Engineer:	**Remarks:**
Submittal Date:	
Notes 1:	
Notes 2:	

DUCTILE IRON FITTINGS
REDUCING TEES
MODEL TSP-RBT

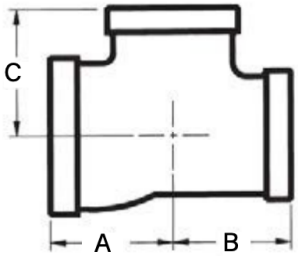

DUCTILE IRON FITTINGS, REDUCING TEES - MODEL TSP-RBT									
Part Number	Nominal Size (in.)	Max Working Pressure	Dimensions (in.)			Weight (lbs.)	Inner Qty.	Master Qty.	Pallet Qty.
			A	B	C				
400-150-00570	1 x 1/2 x 1	500 psi	1.50	1.36	1.50	0.71	15	60	2880
400-150-00580	1 x 3/4 x 1	500 psi	1.50	1.45	1.50	0.77	30	60	2880
400-150-00590	1 x 1 x 1/2	500 psi	1.26	1.26	1.36	0.64	15	60	2880
400-150-00600	1 x 1 x 3/4	500 psi	1.37	1.37	1.45	0.75	12	48	2304
400-150-00610	1-1/4 x 1 x 1/2	500 psi	1.34	1.26	1.53	0.79	20	40	1920
400-150-00620	1-1/4 x 1 x 3/4	500 psi	1.45	1.37	1.62	0.88	20	40	1920
400-150-00630	1-1/4 x 1 x 1	500 psi	1.58	1.50	1.67	1.01	20	40	1920
400-150-00640	1-1/4 x 1 x 1-1/4	500 psi	1.75	1.67	1.75	1.25	20	40	1920
400-150-00650	1-1/4 x 1-1/4 x 1/2	500 psi	1.34	1.34	1.53	0.84	20	40	1920
400-150-00660	1-1/4 x 1-1/4 x 3/4	500 psi	1.45	1.45	1.62	0.99	20	40	1920
400-150-00370	1-1/4 x 1-1/4 x 1	500 psi	1.58	1.58	1.67	1.12	20	40	1920
400-150-00680	1-1/2 x 1 x 1/2	500 psi	1.44	1.31	1.69	0.92	20	40	1920
400-150-00690	1-1/2 x 1 x 3/4	500 psi	1.50	1.37	1.75	1.01	20	40	1920
400-150-00700	1-1/2 x 1 x 1	500 psi	1.65	1.50	1.80	1.19	15	30	1440
400-150-00710	1-1/2 x 1 x 1-1/4	500 psi	1.82	1.67	1.88	1.54	12	24	1152
400-150-00720	1-1/2 x 1 x 1-1/2	500 psi	1.94	1.80	1.94	1.54	12	24	1152
400-150-00730	1-1/2 x 1-1/4 x 1-1/2	500 psi	1.41	1.34	1.66	1.08	12	24	1152
400-150-00740	1-1/2 x 1-1/4 x 3/4	500 psi	1.52	1.45	1.75	1.17	12	24	1152
400-150-00750	1-1/2 x 1-1/4 x 1	500 psi	1.65	1.58	1.80	1.39	12	24	1152
400-150-00760	1-1/2 x 1-1/2 x 1/2	500 psi	1.41	1.41	1.66	1.10	18	36	1728
400-150-00770	1-1/2 x 1-1/2 x 3/4	500 psi	1.52	1.52	1.75	1.17	15	30	1440
400-150-00780	1-1/2 x 1-1/2 x 1	500 psi	1.65	1.65	1.80	1.36	10	30	1440
400-150-00790	1-1/2 x 1-1/2 x 1-1/4	500 psi	1.82	1.82	1.88	1.56	12	24	1152

DUCTILE IRON FITTINGS
REDUCING TEES
MODEL TSP-RBT

DUCTILE IRON FITTINGS, REDUCING TEES - MODEL TSP-RBT (CONTINUED)									
Part Number	Nominal Size (in.)	Max Working Pressure	Dimensions (in.)			Weight (lbs.)	Inner Qty.	Master Qty.	Pallet Qty.
			A	B	C				
400-150-00800	2 x 1 x 2	500 psi	2.25	2.02	2.25	2.13	8	16	768
400-150-00810	2 x 1-1/4 x 2	500 psi	2.25	2.10	2.25	2.22	8	16	768
400-150-00820	2 x 1-1/2 x 1/2	500 psi	1.49	1.41	1.88	1.52	10	20	960
400-150-00830	2 x 1-1/2 x 3/4	500 psi	1.60	1.52	1.97	1.47	1	25	900
400-150-00840	2 x 1-1/2 x 1	500 psi	1.73	1.65	2.02	1.63	10	20	960
400-150-00850	2 x 1-1/2 x 1-1/4	500 psi	-	-	-	-	-	-	-
400-150-00860	2 x 1-1/2 x 1-1/2	500 psi	2.02	1.94	2.16	2.09	8	16	768
400-150-00870	2 x 1-1/2 x 2	500 psi	2.25	2.16	2.25	2.33	8	16	768
400-150-00880	2 x 2 x 1/2	500 psi	1.49	1.49	1.88	1.56	10	20	960
400-150-00890	2 x 2 x 3/4	500 psi	1.60	1.60	1.97	1.61	10	20	960
400-150-00900	2 x 2 x 1	500 psi	1.73	1.73	2.02	1.80	10	20	960
400-150-00910	2 x 2 x 1-1/4	500 psi	1.90	1.90	2.10	2.09	8	16	768
400-150-00920	2 x 2 x 1-1/2	500 psi	2.02	2.02	2.16	2.24	8	16	768

General Notes:

· Listed and or Approved Pressures are pressure ratings for fire protection systems, tested and approved by various approval bodies. Please always refer to the latest approval data posted on the Lansdale website.

· Field Joint Test: For one time only the system may be tested hydrostatically at 1½ times the maximum working pressure listed.

· Warning: Piping systems must always be depressurized and drained before attempting disassembly and or removal of any components.

· Lansdale reserves the right to change specifications, designs and or standard without notice and without incurring any obligations. Lansdale product specifications in U.S. customary units and metric are approximate and are provided for reference only. For precise measurements, please contact Lansdale Technical Service. Lansdale reserves the right to change or modify product design, construction, specifications, or materials without prior notice and without incurring any obligations to make such changes and modifications on Lansdale products previously subsequently sold.

For more information
Learn more about Lansdale Valve's TSP-RBT and other products available by visiting www.lansdalevalve.com

Lansdale Valve & Manufacturing
1040 Broadway
Westville, New Jersey 08093

LANSDALE® VALVE MANUFACTURING CORP.

LANSDALE® VALVE MANUFACTURING CORP.

DUCTILE IRON FITTINGS
BULL HEAD TEES
MODEL TSP-RBT

Material Specifications

Dimensions
ASME B16.3

Material
ASTM A536 Grade 65-45-12

Hardness
131-222 BNH

Threads
NPT per ASME B1.20.1

Finish
Black

Maximum Working Pressure
500 PSI

NOTE: Ductile iron fittings have higher tensile strength than that of steel pipe. Therefore, over tightening can cause damage to pipe threads which may cause leakage. Ductile iron fittings should be tightened approximately three turns beyond hand tight, but no more than four turns.

Product Overview

The Lansdale Valve Model **TSP-RBT** is a high-quality ductile iron threaded bull head tee engineered for reliable flow division and branching with pipe-size reduction in threaded piping systems. Designed for strength, durability, and ease of installation, this fitting is ideal for use in commercial, industrial, and fire protection applications.

Manufactured from robust ductile iron, the **TSP-RBT** tee delivers excellent mechanical strength and impact resistance, ensuring long-term performance under demanding conditions.

c UL us LISTED
UL Listed
Under File No. EX28936

FM APPROVED

PROJECT INFORMATION	APPROVAL STAMP
Project:	☐ **Approved**
Address:	☐ **Approved as noted**
Contractor:	☐ **Not approved**
Engineer:	**Remarks:**
Submittal Date:	
Notes 1:	
Notes 2:	

DUCTILE IRON FITTINGS
BULL HEAD TEES
MODEL TSP-RBT

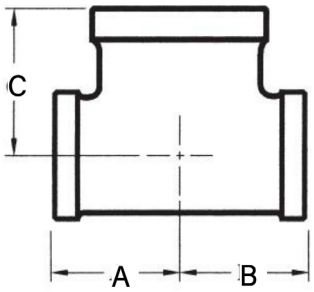

DUCTILE IRON FITTINGS, BULL HEAD TEES - MODEL TSP-RBT									
Part Number	Nominal Size (in.)	Max Working Pressure	Dimensions (in.)			Weight (lbs.)	Inner Qty.	Master Qty.	Pallet Qty.
			A	B	C				
400-150-00340	1 x 1 x 1-1/4	500 psi	1.67	1.67	1.58	0.97	11	44	2112
400-150-00350	1 x 1 x 1-1/2	500 psi	1.81	1.81	1.65	1.15	9	36	1728
400-150-00360	1-1/4 x 1 x 1-1/2	500 psi	1.88	1.81	1.82	1.43	15	30	1080
400-150-00380	1-1/4 x 1-1/4 x 1-1/2	500 psi	1.88	1.88	1.82	1.52	12	24	1152
400-150-00390	1-1/4 x 1-1/4 x 2	500 psi	2.10	2.10	1.90	1.80	12	24	1152
400-150-00400	1-1/2 x 1-1/4 x 2	500 psi	2.16	2.10	2.02	1.94	8	16	768
400-150-00410	1-1/2 x 1-1/2 x 2	500 psi	2.16	2.16	2.02	2.00	8	16	768
400-150-01070	2 x 2 x 2-1/2	500 psi	2.60	2.60	2.39	3.61	-	10	360

General Notes:

· Listed and or Approved Pressures are pressure ratings for fire protection systems, tested and approved by various approval bodies. Please always refer to the latest approval data posted on the Lansdale website.

· Field Joint Test: For one time only the system may be tested hydrostatically at 1½ times the maximum working pressure listed.

· Warning: Piping systems must always be depressurized and drained before attempting disassembly and or removal of any components.

· Lansdale reserves the right to change specifications, designs and or standard without notice and without incurring any obligations. Lansdale product specifications in U.S. customary units and metric are approximate and are provided for reference only. For precise measurements, please contact Lansdale Technical Service. Lansdale reserves the right to change or modify product design, construction, specifications, or materials without prior notice and without incurring any obligations to make such changes and modifications on Lansdale products previously subsequently sold.

For more information
Learn more about Lansdale Valve's TSP-RBT and other products available by visiting www.lansdalevalve.com

Lansdale Valve & Manufacturing
1040 Broadway
Westville, New Jersey 08093

LANSDALE® VALVE MANUFACTURING CORP.

LANSDALE® VALVE MANUFACTURING CORP.

DUCTILE IRON FITTINGS
REDUCING COUPLINGS
MODEL TSP-BRS

Material Specifications

Dimensions
ASME B16.3

Material
ASTM A536 Grade 65-45-12

Hardness
131-222 BNH

Threads
NPT per ASME B1.20.1

Finish
Black

Maximum Working Pressure
500 PSI

NOTE: Ductile iron fittings have higher tensile strength than that of steel pipe. Therefore, over tightening can cause damage to pipe threads which may cause leakage. Ductile iron fittings should be tightened approximately three turns beyond hand tight, but no more than four turns.

Product Overview

The Lansdale Valve Model **TSP-BRS** is a high-quality ductile iron threaded reducing coupling engineered for reliable in-line pipe-size changes in threaded piping systems. Designed for strength, durability, and ease of installation, this fitting is ideal for use in commercial, industrial, and fire protection applications.

Manufactured from robust ductile iron, the **TSP-BRS** reducing coupling delivers excellent mechanical strength and impact resistance, ensuring long-term performance under demanding conditions.

c UL us LISTED
UL Listed
Under File No. EX28936

FM APPROVED

PROJECT INFORMATION	APPROVAL STAMP
Project:	☐ **Approved**
Address:	☐ **Approved as noted**
Contractor:	☐ **Not approved**
Engineer:	**Remarks:**
Submittal Date:	
Notes 1:	
Notes 2:	

DUCTILE IRON FITTINGS
REDUCING COUPLINGS
MODEL TSP-BRS

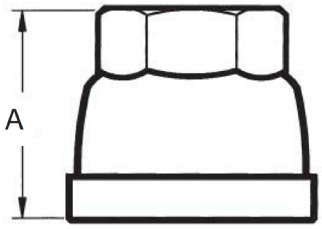

DUCTILE IRON FITTINGS, REDUCING TEE - MODEL TSP-BRS									
Part Number	Nominal Size (in.)	Pipe O.D. (in.)	Wrench Size (in.)	Max Working Pressure	Dimensions (in.)	Weight (lbs.)	Inner Qty.	Master Qty.	Pallet Qty.
400-150-01220	3/4 x 1/2	1.050 x 0.840	1-1/4	500 psi	1.63	0.37	75	150	7200
400-150-00050	1 x 1/2	1.315 x 0.840	1-1/4	500 psi	1.69	0.37	30	120	5760
400-150-00060	1 x 3/4	1.315 x 1.050	1-1/2	500 psi	1.37	0.48	25	100	4800
400-150-01140	1-1/4 x 3/4	1.660 x 1.050	1-1/2	500 psi	2.06	0.59	25	75	3600
400-150-01170	1-1/4 x 1	1.660 x 1.315	-	500 psi	2.06	0.66	-	60	2160
400-150-01150	1-1/2 x 1	1.900 x 1.315	-	500 psi	2.31	0.84	-	50	1800
400-150-01160	1-1/2 x 1-1/4	1.900 x 1.660	-	500 psi	2.31	0.92	-	45	1620
400-150-01190	2 x 1	2.375 x 1.315	-	500 psi	2.81	1.23	-	35	1260
400-150-01210	2 x 1-1/4	2.375 x 1.660	-	500 psi	2.81	1.28	-	30	1080
400-150-01200	2 x 1-1/2	2.375 x 1.900	-	500 psi	2.81	1.66	-	30	1080
400-150-01180	2-1/2 x 2	2.875 x 2.375	-	500 psi	3.25	2.24	-	18	648

General Notes:

· Listed and or Approved Pressures are pressure ratings for fire protection systems, tested and approved by various approval bodies. Please always refer to the latest approval data posted on the Lansdale website.

· Field Joint Test: For one time only the system may be tested hydrostatically at 1½ times the maximum working pressure listed.

· Warning: Piping systems must always be depressurized and drained before attempting disassembly and or removal of any components.

· Lansdale reserves the right to change specifications, designs and or standard without notice and without incurring any obligations. Lansdale product specifications in U.S. customary units and metric are approximate and are provided for reference only. For precise measurements, please contact Lansdale Technical Service. Lansdale reserves the right to change or modify product design, construction, specifications, or materials without prior notice and without incurring any obligations to make such changes and modifications on Lansdale products previously subsequently sold.

For more information
Learn more about Lansdale Valve's TSP-BRS and other products available by visiting www.lansdalevalve.com

Lansdale Valve & Manufacturing
1040 Broadway
Westville, New Jersey 08093

LANSDALE VALVE MANUFACTURING CORP.

DUCTILE IRON FITTINGS
CROSSES
MODEL TSP-BCR

Material Specifications

Dimensions
ASME B16.3

Material
ASTM A536 Grade 65-45-12

Hardness
131-222 BNH

Threads
NPT per ASME B1.20.1

Finish
Black

Maximum Working Pressure
500 PSI

NOTE: Ductile iron fittings have higher tensile strength than that of steel pipe. Therefore, over tightening can cause damage to pipe threads which may cause leakage. Ductile iron fittings should be tightened approximately three turns beyond hand tight, but no more than four turns.

Product Overview

The Lansdale Valve Model **TSP-BCR** is a high-quality ductile iron threaded cross engineered for reliable multi-directional branching and fluid distribution in threaded piping systems. Designed for strength, durability, and ease of installation, this fitting is ideal for use in commercial, industrial, and fire protection applications.

Manufactured from robust ductile iron, the **TSP-BCR** cross delivers excellent mechanical strength and impact resistance, ensuring long-term performance under demanding conditions.

UL Listed
Under File No. EX28936

FM APPROVED

PROJECT INFORMATION	APPROVAL STAMP
Project:	☐ **Approved**
Address:	☐ **Approved as noted**
Contractor:	☐ **Not approved**
Engineer:	**Remarks:**
Submittal Date:	
Notes 1:	
Notes 2:	

DUCTILE IRON FITTINGS
CROSSES
MODEL TSP-BCR

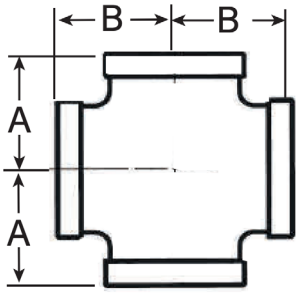

DUCTILE IRON FITTINGS, CROSSES - MODEL TSP-BCR									
Part Number	Nominal Size (in.)	Pipe O.D. (in.)	Max Working Pressure	Dimensions (in.)		Weight (lbs.)	Inner Qty.	Master Qty.	Pallet Qty.
				A	B				
400-150-00270	1	1.315	500 psi	1.500	1.500	0.95	15	30	1440
400-150-00280	1-1/4	1.660	500 psi	1.750	1.750	1.43	10	20	960
400-150-00290	1-1/2	1.900	500 psi	1.940	1.940	1.87	8	16	768
400-150-00300	2	2.375	500 psi	2.250	2.250	2.86	5	10	480

General Notes:

· Listed and or Approved Pressures are pressure ratings for fire protection systems, tested and approved by various approval bodies. Please always refer to the latest approval data posted on the Lansdale website.

· Field Joint Test: For one time only the system may be tested hydrostatically at 1½ times the maximum working pressure listed.

· Warning: Piping systems must always be depressurized and drained before attempting disassembly and or removal of any components.

· Lansdale reserves the right to change specifications, designs and or standard without notice and without incurring any obligations. Lansdale product specifications in U.S. customary units and metric are approximate and are provided for reference only. For precise measurements, please contact Lansdale Technical Service. Lansdale reserves the right to change or modify product design, construction, specifications, or materials without prior notice and without incurring any obligations to make such changes and modifications on Lansdale products previously subsequently sold.

For more information
Learn more about Lansdale Valve's TSP-BCR and other products available by visiting www.lansdalevalve.com

Lansdale Valve & Manufacturing
1040 Broadway
Westville, New Jersey 08093

LANSDALE® VALVE MANUFACTURING CORP.

DUCTILE IRON FITTINGS
REDUCING CROSSES
MODEL TSP-RBCR

Material Specifications

Dimensions
ASME B16.3

Material
ASTM A536 Grade 65-45-12

Hardness
131-222 BNH

Threads
NPT per ASME B1.20.1

Finish
Black

Maximum Working Pressure
500 PSI

NOTE: Ductile iron fittings have higher tensile strength than that of steel pipe. Therefore, over tightening can cause damage to pipe threads which may cause leakage. Ductile iron fittings should be tightened approximately three turns beyond hand tight, but no more than four turns.

Product Overview

The Lansdale Valve Model **TSP-RBCR** is a high-quality ductile iron threaded reducing cross engineered for reliable multi-directional branching and fluid distribution with pipe-size transitions in threaded piping systems. Designed for strength, durability, and ease of installation, this fitting is ideal for use in commercial, industrial, and fire protection applications.

Manufactured from robust ductile iron, the **TSP-RBCR** reducing cross delivers excellent mechanical strength and impact resistance, ensuring

UL Listed
Under File No. EX28936

PROJECT INFORMATION	APPROVAL STAMP
Project:	☐ **Approved**
Address:	☐ **Approved as noted**
Contractor:	☐ **Not approved**
Engineer:	**Remarks:**
Submittal Date:	
Notes 1:	
Notes 2:	

DUCTILE IRON FITTINGS
REDUCING CROSSES
MODEL TSP-RBCR

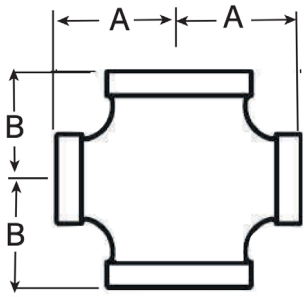

DUCTILE IRON FITTINGS, REDUCING CROSSES - MODEL TSP-RBCR								
Part Number	Nominal Size (in.)	Max Working Pressure	Dimensions (in.)		Weight (lbs.)	Inner Qty.	Master Qty.	Pallet Qty.
			A	B				
400-150-00310	1-1/4 x 1-1/4 x 1 x 1	500 psi	1.67	1.58	1.25	15	30	1080
400-150-00320	1-1/2 x 1-1/2 x 1 x 1	500 psi	1.67	1.58	1.48	12	24	864
400-150-00330	2 x 2 x 1 x 1	500 psi	2.02	1.73	1.94	8	16	576

General Notes:

· Listed and or Approved Pressures are pressure ratings for fire protection systems, tested and approved by various approval bodies. Please always refer to the latest approval data posted on the Lansdale website.

· Field Joint Test: For one time only the system may be tested hydrostatically at 1½ times the maximum working pressure listed.

· Warning: Piping systems must always be depressurized and drained before attempting disassembly and or removal of any components.

· Lansdale reserves the right to change specifications, designs and or standard without notice and without incurring any obligations. Lansdale product specifications in U.S. customary units and metric are approximate and are provided for reference only. For precise measurements, please contact Lansdale Technical Service. Lansdale reserves the right to change or modify product design, construction, specifications, or materials without prior notice and without incurring any obligations to make such changes and modifications on Lansdale products previously subsequently sold.

For more information
Learn more about Lansdale Valve's TSP-RBCR and other products available by visiting www.lansdalevalve.com

Lansdale Valve & Manufacturing
1040 Broadway
Westville, New Jersey 08093

LANSDALE® VALVE MANUFACTURING CORP.

DUCTILE IRON FITTINGS
STRAIGHT COUPLINGS
MODEL TSP-BTAS

Material Specifications

Dimensions
ASME B16.3

Material
ASTM A536 Grade 65-45-12

Hardness
131-222 BNH

Threads
NPT per ASME B1.20.1

Finish
Black

Maximum Working Pressure
500 PSI

NOTE: Ductile iron fittings have higher tensile strength than that of steel pipe. Therefore, over tightening can cause damage to pipe threads which may cause leakage. Ductile iron fittings should be tightened approximately three turns beyond hand tight, but no more than four turns.

Product Overview

The Lansdale Valve Model **TSP-BTAS** is a high-quality ductile iron threaded straight coupling engineered for reliable in-line pipe connections in threaded piping systems. Designed for strength, durability, and ease of installation, this fitting is ideal for use in commercial, industrial, and fire protection applications.

Manufactured from robust ductile iron, the **TSP-BTAS** straight coupling delivers excellent mechanical strength and impact resistance, ensuring long-term performance under demanding conditions.

UL Listed
Under File No. EX28936

PROJECT INFORMATION	APPROVAL STAMP
Project:	☐ **Approved**
Address:	☐ **Approved as noted**
Contractor:	☐ **Not approved**
Engineer:	**Remarks:**
Submittal Date:	
Notes 1:	
Notes 2:	

DUCTILE IRON FITTINGS
STRAIGHT COUPLINGS
MODEL TSP-BTAS

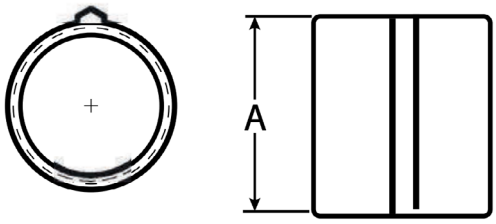

DUCTILE IRON FITTINGS, STRAIGHT COUPLINGS - MODEL TSP-BTAS									
Part Number	Nominal Size (in.)	Pipe O.D. (in.)	Max Working Pressure	Dimensions (in.)	Wrench Size (in.)	Weight (lbs.)	Inner Qty.	Master Qty.	Pallet Qty.
400-150-01290	1/2	0.840	500 psi	-	-	-	180	360	12960
400-150-01310	3/4	1.050	500 psi	-	-	-	100	200	7200
400-150-00452	1	1.315	500 psi	1.77	1-11/16	0.42	25	100	4800
400-150-00454	1-1/4	1.660	500 psi	2.00	2	0.57	16	64	3072
400-150-00456	1-1/2	1.900	500 psi	2.20	2-1/4	0.77	18	36	1728
400-150-00458	2	2.375	500 psi	2.60	2-3/4	1.17	12	24	1152
400-150-01300	2-1/2	2.875	500 psi	3.00	3-3/8	2.29	9	18	648

General Notes:

· Listed and or Approved Pressures are pressure ratings for fire protection systems, tested and approved by various approval bodies. Please always refer to the latest approval data posted on the Lansdale website.

· Field Joint Test: For one time only the system may be tested hydrostatically at 1½ times the maximum working pressure listed.

· Warning: Piping systems must always be depressurized and drained before attempting disassembly and or removal of any components.

· Lansdale reserves the right to change specifications, designs and or standard without notice and without incurring any obligations. Lansdale product specifications in U.S. customary units and metric are approximate and are provided for reference only. For precise measurements, please contact Lansdale Technical Service. Lansdale reserves the right to change or modify product design, construction, specifications, or materials without prior notice and without incurring any obligations to make such changes and modifications on Lansdale products previously subsequently sold.

For more information
Learn more about Lansdale Valve's TSP-BTAS and other products available by visiting www.lansdalevalve.com

Lansdale Valve & Manufacturing
1040 Broadway
Westville, New Jersey 08093

DUCTILE IRON FITTINGS

CAPS

MODEL TSP-BRCA

Material Specifications

Dimensions
ASME B16.3

Material
ASTM A536 Grade 65-45-12

Hardness
131-222 BNH

Threads
NPT per ASME B1.20.1

Finish
Black

Maximum Working Pressure
500 PSI

NOTE: Ductile iron fittings have higher tensile strength than that of steel pipe. Therefore, over tightening can cause damage to pipe threads which may cause leakage. Ductile iron fittings should be tightened approximately three turns beyond hand tight, but no more than four turns.

Product Overview

The Lansdale Valve Model **TSP-BRCA** is a high-quality ductile iron threaded cap engineered for reliable dead-end termination and pressure sealing in threaded piping systems. Designed for strength, durability, and ease of installation, this fitting is ideal for use in commercial, industrial, and fire protection applications.

Manufactured from robust ductile iron, the **TSP-BRCA** cap delivers excellent mechanical strength and impact resistance, ensuring long-term performance under demanding conditions.

UL Listed
Under File No. EX28936

PROJECT INFORMATION	APPROVAL STAMP
Project:	☐ **Approved**
Address:	☐ **Approved as noted**
Contractor:	☐ **Not approved**
Engineer:	**Remarks:**
Submittal Date:	
Notes 1:	
Notes 2:	

DUCTILE IRON FITTINGS
CAPS
MODEL TSP-BRCA

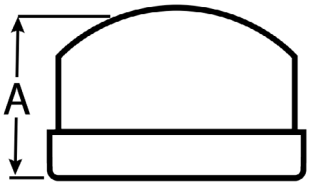

DUCTILE IRON FITTINGS, CAPS - MODEL TSP-BRCA								
Part Number	Nominal Size (in.)	Pipe O.D. (in.)	Max Working Pressure	Dimensions (in.)	Weight (lbs.)	Inner Qty.	Master Qty.	Pallet Qty.
400-150-01390	1/2	0.840	500 psi	-	-	250	500	18000
400-150-01400	3/4	1.050	500 psi	-	-	150	300	10800
400-150-00460	1	1.315	500 psi	1.18	0.33	25	100	4800
400-150-00470	1-1/4	1.660	500 psi	1.32	0.46	20	80	3840
400-150-00480	1-1/2	1.900	500 psi	1.38	0.57	18	54	2592
400-150-00490	2	2.375	500 psi	1.48	0.88	12	36	1728
400-150-01380	2-1/2	2.875	500 psi	1.77	1.54	1	25	900

General Notes:

· Listed and or Approved Pressures are pressure ratings for fire protection systems, tested and approved by various approval bodies. Please always refer to the latest approval data posted on the Lansdale website.

· Field Joint Test: For one time only the system may be tested hydrostatically at 1½ times the maximum working pressure listed.

· Warning: Piping systems must always be depressurized and drained before attempting disassembly and or removal of any components.

· Lansdale reserves the right to change specifications, designs and or standard without notice and without incurring any obligations. Lansdale product specifications in U.S. customary units and metric are approximate and are provided for reference only. For precise measurements, please contact Lansdale Technical Service. Lansdale reserves the right to change or modify product design, construction, specifications, or materials without prior notice and without incurring any obligations to make such changes and modifications on Lansdale products previously subsequently sold.

For more information
Learn more about Lansdale Valve's TSP-BRCA and other products available by visiting www.lansdalevalve.com

Lansdale Valve & Manufacturing
1040 Broadway
Westville, New Jersey 08093

LANSDALE® VALVE MANUFACTURING CORP.

LANSDALE® VALVE MANUFACTURING CORP.

DUCTILE IRON FITTINGS
PLUGS
MODEL TSP-PG

Material Specifications

Dimensions
ASME B16.14

Material
ASTM A536 Grade 65-45-12

Hardness
131-222 BNH

Threads
NPT per ASME B1.20.1

Finish
Black

Maximum Working Pressure
500 PSI

NOTE: Ductile iron fittings have higher tensile strength than that of steel pipe. Therefore, over tightening can cause damage to pipe threads which may cause leakage. Ductile iron fittings should be tightened approximately three turns beyond hand tight, but no more than four turns.

Product Overview

The Lansdale Valve Model **TSP-PG** is a high-quality ductile iron threaded plug engineered for reliable internal port termination and pressure sealing in threaded piping systems. Designed for strength, durability, and ease of installation, this fitting is ideal for use in commercial, industrial, and fire protection applications.

Manufactured from robust ductile iron, the **TSP-PG** plug delivers excellent mechanical strength and impact resistance, ensuring long-term performance under demanding conditions.

c UL us LISTED
UL Listed
Under File No. EX28936

FM APPROVED

PROJECT INFORMATION	APPROVAL STAMP
Project:	☐ **Approved**
Address:	☐ **Approved as noted**
Contractor:	☐ **Not approved**
Engineer:	**Remarks:**
Submittal Date:	
Notes 1:	
Notes 2:	

DUCTILE IRON FITTINGS
PLUGS
MODEL TSP-PG



DUCTILE IRON FITTINGS, PLUGS - MODEL TSP-PG								
Part Number	Nominal Size (in.)	Pipe O.D. (in.)	Max Working Pressure	Dimensions (in.)	Weight (lbs.)	Inner Qty.	Master Qty.	Pallet Qty.
400-150-01330	1/2	0.840	500 psi	0.93	0.09	50	600	28800
400-150-01340	3/4	1.050	500 psi	1.13	0.18	35	420	20160
400-150-01320	1	1.315	500 psi	1.25	0.25	20	240	11520
400-150-01350	1-1/4	1.660	500 psi	1.36	0.42	40	120	5760
400-150-01360	1-1/2	1.900	500 psi	1.45	0.59	30	90	4320
400-150-01370	2	2.375	500 psi	1.50	0.95	20	60	2880

General Notes:

· Listed and or Approved Pressures are pressure ratings for fire protection systems, tested and approved by various approval bodies. Please always refer to the latest approval data posted on the Lansdale website.

· Field Joint Test: For one time only the system may be tested hydrostatically at 1½ times the maximum working pressure listed.

· Warning: Piping systems must always be depressurized and drained before attempting disassembly and or removal of any components.

· Lansdale reserves the right to change specifications, designs and or standard without notice and without incurring any obligations. Lansdale product specifications in U.S. customary units and metric are approximate and are provided for reference only. For precise measurements, please contact Lansdale Technical Service. Lansdale reserves the right to change or modify product design, construction, specifications, or materials without prior notice and without incurring any obligations to make such changes and modifications on Lansdale products previously subsequently sold.

For more information
Learn more about Lansdale Valve's TSP-PG and other products available by visiting www.lansdalevalve.com

Lansdale Valve & Manufacturing
1040 Broadway
Westville, New Jersey 08093

LANSDALE® VALVE MANUFACTURING CORP.

LANSDALE® VALVE MANUFACTURING CORP.

DUCTILE IRON FITTINGS
HEX BUSHINGS
MODEL TSP-HBU

Material Specifications

Dimensions
ASME B16.14

Material
ASTM A536 Grade 65-45-12

Hardness
131-222 BNH

Threads
NPT per ASME B1.20.1

Finish
Black

Maximum Working Pressure
500 PSI

NOTE: Ductile iron fittings have higher tensile strength than that of steel pipe. Therefore, over tightening can cause damage to pipe threads which may cause leakage. Ductile iron fittings should be tightened approximately three turns beyond hand tight, but no more than four turns.

Product Overview

The Lansdale Valve Model **TSP-HBU** is a high-quality ductile iron threaded hex bushing engineered for reliable space-saving port-size reduction in threaded piping systems. Designed for strength, durability, and ease of installation, this fitting is ideal for use in commercial, industrial, and fire protection applications.

Manufactured from robust ductile iron, the **TSP-HBU** hex bushing delivers excellent mechanical strength and impact resistance, ensuring long-term performance under demanding conditions.

c UL us LISTED
UL Listed
Under File No. EX28936

FM APPROVED

PROJECT INFORMATION	APPROVAL STAMP
Project:	☐ **Approved**
Address:	☐ **Approved as noted**
Contractor:	☐ **Not approved**
Engineer:	**Remarks:**
Submittal Date:	
Notes 1:	
Notes 2:	

DUCTILE IRON FITTINGS
HEX BUSHINGS
MODEL TSP-HBU



DUCTILE IRON FITTINGS, HEX BUSHINGS - MODEL TSP-HBU								
Part Number	Nominal Size (in.)	Pipe O.D. (in.)	Max Working Pressure	Dimensions (in.)	Weight (lbs.)	Inner Qty.	Master Qty.	Pallet Qty.
400-150-00500	1 x 1/2	1.315 x 0.840	500 psi	1.06	0.20	50	200	9600
400-150-00510	1 x 3/4	1.315 x 1.050	500 psi	1.06	0.18	50	200	9600
400-150-00520	1-1/4 x 1	1.660 x 1.315	500 psi	1.18	0.29	30	120	5760
400-150-00530	1-1/2 x 1-1/4	1.900 x 1.315	500 psi	1.26	0.53	25	75	3600
400-150-00535	1-1/2 x 1	1.900 x 1.660	500 psi	1.26	0.37	25	75	3600
400-150-00540	2 x 1	2.375 x 1.660	500 psi	1.34	0.75	20	60	2880
400-150-00550	2 x 1-1/4	2.375 x 1.315	500 psi	1.34	0.75	20	60	2880
400-150-00560	2 x 1-1/2	2.375 x 1.900	500 psi	1.34	0.64	20	60	2880

General Notes:

· Listed and or Approved Pressures are pressure ratings for fire protection systems, tested and approved by various approval bodies. Please always refer to the latest approval data posted on the Lansdale website.

· Field Joint Test: For one time only the system may be tested hydrostatically at 1½ times the maximum working pressure listed.

· Warning: Piping systems must always be depressurized and drained before attempting disassembly and or removal of any components.

· Lansdale reserves the right to change specifications, designs and or standard without notice and without incurring any obligations. Lansdale product specifications in U.S. customary units and metric are approximate and are provided for reference only. For precise measurements, please contact Lansdale Technical Service. Lansdale reserves the right to change or modify product design, construction, specifications, or materials without prior notice and without incurring any obligations to make such changes and modifications on Lansdale products previously subsequently sold.

For more information
Learn more about Lansdale Valve's TSP-HBU and other products available by visiting www.lansdalevalve.com

Lansdale Valve & Manufacturing
1040 Broadway
Westville, New Jersey 08093

LANSDALE® VALVE MANUFACTURING CORP.