

Backflow Prevention Devices

Pressure Rating

- 12 bar

Working Temperature

- Cold water, not exceeding 40°C

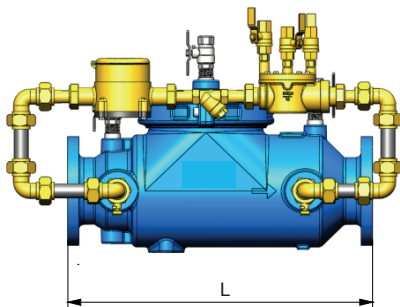
Double Check Detector Assembly (DCDA)

Description

DCDA have two check modules as DCV, and add a DN20 bypass line with a water meter to allow monitoring of small draw-offs of water.

Dimensions

Size	80	100	150	200
L	508	508	616	895



Reduced Pressure Zone Device (RPZD)

Description

A reduced pressure zone device is a testable device designed for use in 'high hazard' conditions to prevent backflow caused by back-siphonage or backpressure. It is intended for use under continuous pressure conditions.

The first check is designed to maintain 40 kpa across the check valve. The second check is designed to maintain 10 kpa across the check valve during normal operation. Supply pressure on the upstream side of the first check valve acts against the diaphragm to close the relief valve during normal operation. The relief valve will open to maintain the pressure in the "zone" at least 14 kpa less than the upstream pressure.

Dimensions (mm)

Size	80	100	150	200
L	508	508	616	895

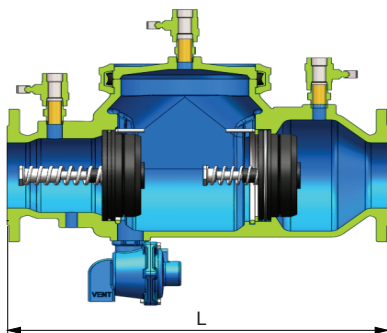


FIG. LVDCDA / LVRPZD / LVRPDA

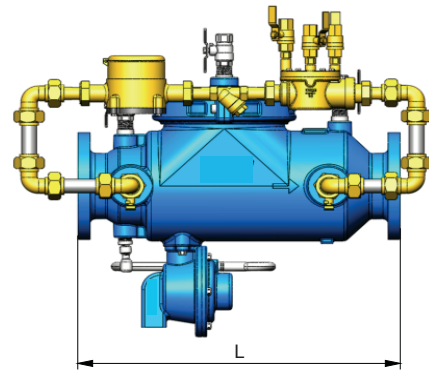
Reduced Pressure Detector Assembly (RPDA)

Description


RPDA have two check modules as RPZD, and add a DN20 bypass line with a water meter to allow monitoring of small draw-offs of water.

Dimensions

Size	80	100	150	200
L	508	508	616	895



Relief Valve (RV)



Model No.	Apply to RPZD & RPDA
RV-01	3", 4" and 6"
RV-02	8" and 10"

Material Specifications (RV)

Part Name	Material
Body	Ductile Iron
Bonnet	Ductile Iron
Disc	Nylon
Seat	Nylon
Diaphragm	NBR
Spring	Stainless Steel

Notes

- Designs, materials and specifications shown are subject to change without notice due to the continuous development of our products.